


WELCOME TO COLLEGE NIGHT!





**KEEP
CALM
AND
GET INTO
COLLEGE**



**There is no such thing
as a linear career path**

REFRAME:


What do you want
to grow into?



Preparation is Key

- ☐ Create your personal compass
- ☐ Gather lots of information and prioritize your must-have items, including budget limits (make it fun!)
- ☐ Network (v.) and get feedback and advice from people you trust
- ☐ Prepare your résumé – Performance AND Business
- ☐ Visit campus and audition for programs
- ☐ Take standardized tests (not always required for admission, but may help with financial aid)
- ☐ Write an essay (not always required for admission, but may help if you have a bad audition)
- ☐ Submit your application and transcript
- ☐ Apply for aid and scholarships (FAFSA, institutional aid, community grants, etc.)
- ☐ Get a part time job and take on more responsibility
- ☐ Learn the value of time and learn to manage it
- ☐ You don't have to know everything (yet)
- ☐ Plan, Prepare, Perform (execute the plan)

Explore your
possibilities



Things to Consider...

- Colleges range in tiers of selectivity from “MOST SELECTIVE” to those with 100% acceptance rate.
- The average number of applications has increased.
 - Readers are spending less time with each application.
 - More emphasis on academic strength than class rank and recommendations.
- Spend more time on your admission essay and supplemental materials for your discipline!

Get a <http://www.collegeboard.org> account early!
Accounts available for parents to stay up to speed.

Higher Education in the Arts

Types of Programs

- Private
- Public
- 2 year, 4 year, accelerated 5 years with Masters Overseas programs (maybe not during covid...)

Undergraduate Degrees

- AA
- BFA, BA, BM (bachelor of music)

120 Credits to graduate from most schools
BFA- more credits in the arts than a BA

College Research!

College Research Worksheet

	College #	College #	College #	College #
Name:				
Location				
Type				
Campus Life (Size and location)				
Admission (Percentile accepted)				
Average GPA and SAT score				
Application Fee				
Early Action or Decision available?				
Regular Admission Deadline				
tuition cost				
Estimate amount of financial Aid Needed				
Scholarship Deadline				
My preferred degree program				
Concentration option 1				
Concentration option 2				
Personal Criteria: (_____)				

It is never too early to start your college research!

Be aware that items like tuition, average GPA & SAT, application fees are subject to change yearly.

If you can't find the info you need...

Never Assume any information is the same as another college.

Ask an Admissions Representative!

Email is best for response time and tracking.

Some Useful Websites

- ▣ <http://unifiedauditions.com/>
- ▣ <https://capunitedauditions.com>
- ▣ <https://ndeo.org/collegedance>
- ▣ <https://www.broadwayworld.com/article/Everything-You-Need-To-Know-About-Unified-College-Auditions-20190620>
- ▣ <https://musicschoolcentral.com/university-vs-conservatory/>
- ▣ <http://www.nacacnet.org/>
- ▣ <https://www.princetonreview.com/college-search>

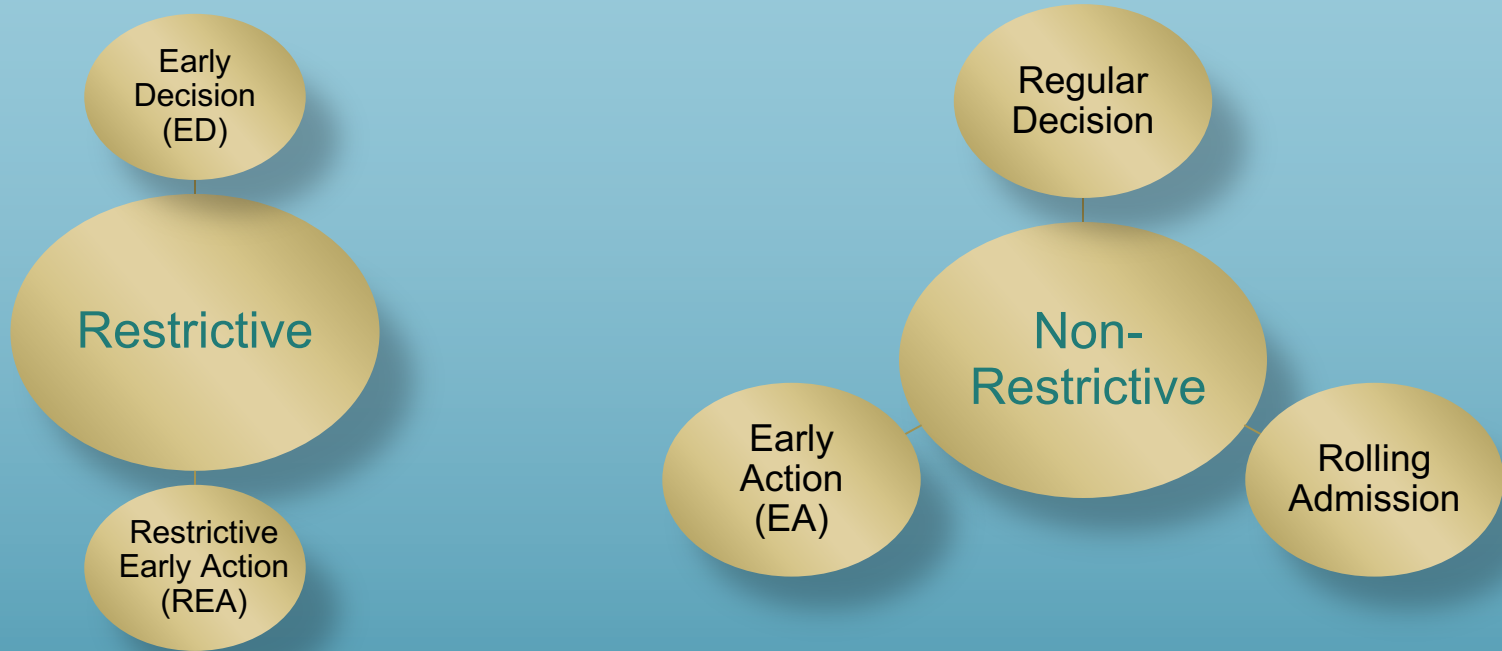
ADMISSIONS

**Making Sense
of it All**

How to approach the application process

- Be Yourself: there is no mythical formula for what colleges or universities are seeking.
- You never know what it is about you that will stand out.
- Understand that the process is holistic.
- Get in the driver's seat: Make sure it is YOUR voice that comes through in the application.
- Learn how to articulate your strengths, hopes & experiences.

What are the different types of Admission Options?



When you want a faster admissions response...

Earlier application period (November)

Earlier decision sent to you (December/January)

Varies for each college, please read their requirements carefully!

EARLY DECISION (ED)

- You're **SURE** this is the #1 school for you!
- **Binding decision**, you must withdraw your other applications if accepted *and* school offers you enough financial aid.

VS

EARLY ACTION (EA)

- Plans are not binding, commit or wait to give a response.
- You can apply to multiple EA schools.

New Early Action Option...

EARLY ACTION (EA)

VS

RESTRICTIVE EARLY ACTION (REA)

AKA SINGLE-CHOICE EARLY ACTION

- Plans are not binding, commit or wait to give a response
- You can apply to multiple EA schools

- Plans are not binding, commit or wait to give a response
- You can apply to only one EA school, once you get a decision you can apply to other EA schools after a certain date
- Schools like Yale and Harvard use these as application options

The Term “Admission”

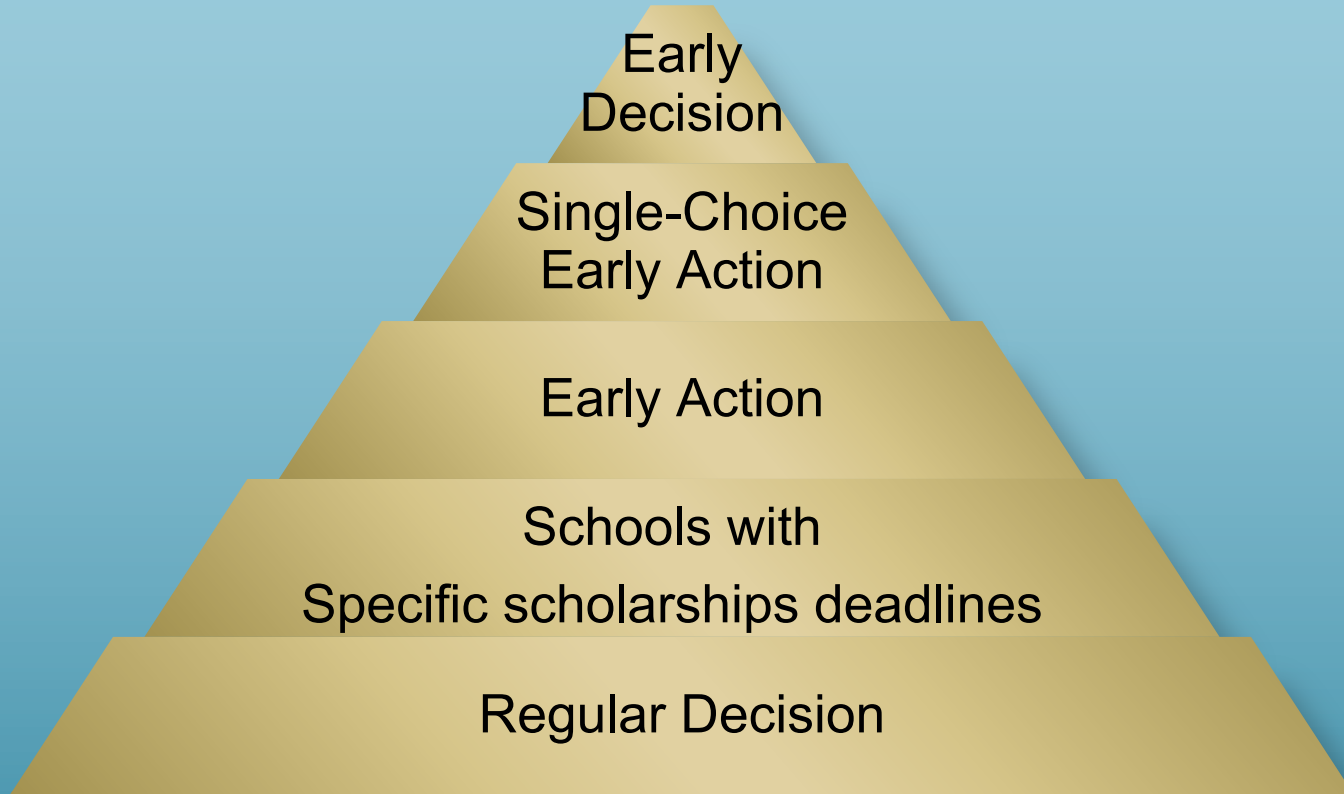
REGULAR ADMISSION

- This deadline is the general admission deadline, schools may have different deadlines for scholarship consideration.
- Must have all application materials in by this deadline.
- Usually their FINAL incoming freshman deadline!
- Does ***not*** give advance notice for decision. Decision letters go out at the same time.

ROLLING ADMISSION

- Means “first come, first serve” school and can apply to any of their decision types.
- The applicant’s files are evaluated when complete and a decision is sent soon after.
- Colleges often have admissions cycles that extended into summer.
- Complete your application as early as possible; available spaces may fill!

Prioritize your applications



Make an admissions tracker!

College Application Deadlines Worksheet

Deadlines	College #1: Click or tap here to enter text.	College #2: Click or tap here to enter text.	College #3: Click or tap here to enter text.	College #4: Click or tap here to enter text.	Safety School: Click or tap here to enter text.
Early Decision	Click or tap to enter a date.	Click or tap to enter a date.	Click or tap to enter a date.	Click or tap to enter a date.	Click or tap to enter a date.
Early Action (Be certain to read all the deadline details!)	Click or tap to enter a date.	Click or tap to enter a date.	Click or tap to enter a date.	Click or tap to enter a date.	Click or tap to enter a date.
School-Specific Scholarship Deadlines	Click or tap to enter a date.	Click or tap to enter a date.	Click or tap to enter a date.	Click or tap to enter a date.	Click or tap to enter a date.
Regular Decision Deadline	Click or tap to enter a date.	Click or tap to enter a date.	Click or tap to enter a date.	Click or tap to enter a date.	Click or tap to enter a date.
Financial Aid Information Sent via FAFSA	Click or tap to enter a date.	Click or tap to enter a date.	Click or tap to enter a date.	Click or tap to enter a date.	Click or tap to enter a date.

Making your high school homework/assignment deadlines is practice for college application season!

Application

Online:
University Website
Or
Application Portals

Basic Contents

Personal Information

Essay(s)
(Scholarship extras)

Resume/Extracurriculars

References

Academic Records

Supplemental
Materials

Materials Sent Separately

Teacher
Recommendations

SAT or ACT scores

Transcripts

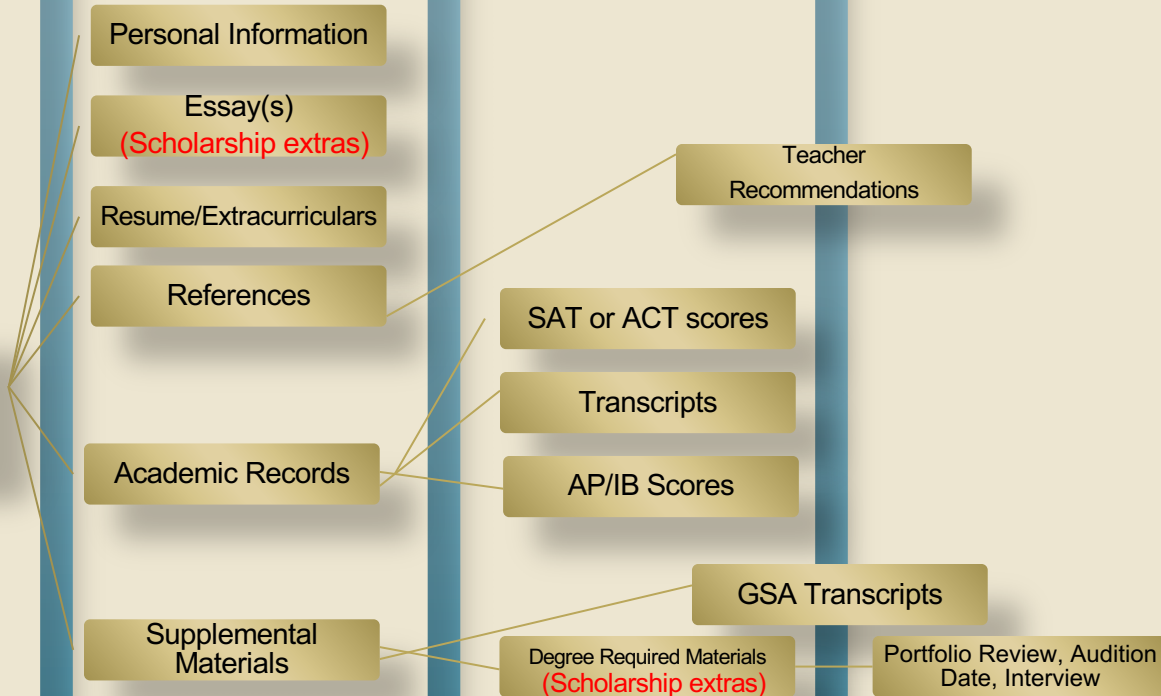
AP/IB Scores

GSA Transcripts

Degree Required Materials
(Scholarship extras)

Arts Related

Portfolio Review, Audition
Date, Interview



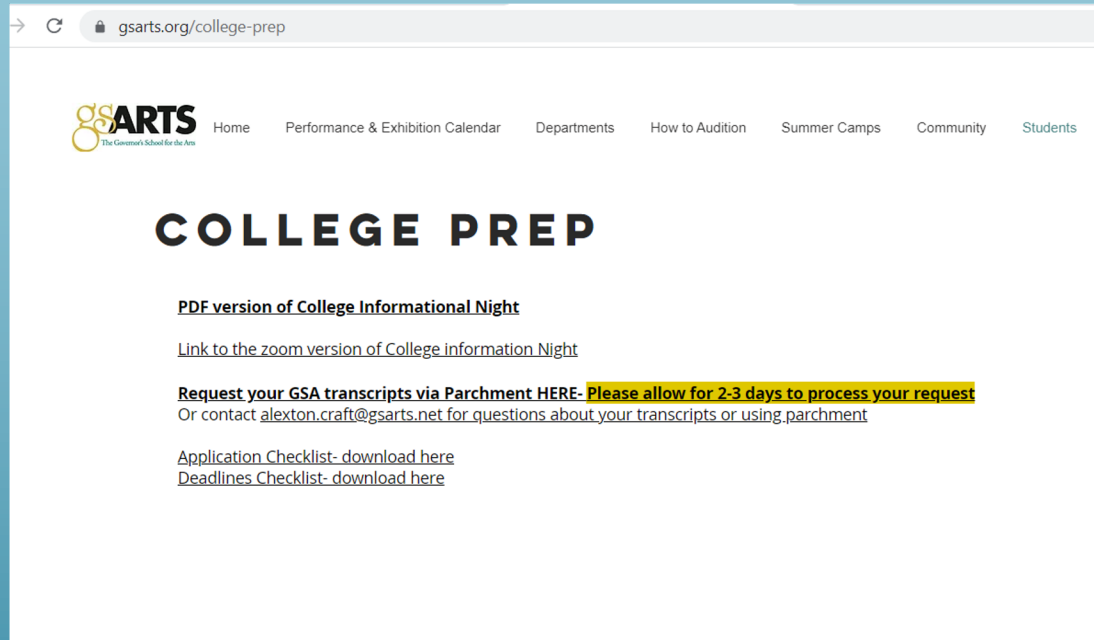
College Application Platforms

- Individual School Websites
- The [Common App](#) is accepted by over 900 institutions.
- The [Coalition application](#) is accepted by more than 150 institutions.
- The [Common Black College Application](#) is accepted by almost 70 HBCUs.
- The [Universal application](#) is currently accepted by 18 institutions.

Many institutions may also require supplemental materials beyond the online application.

Requesting Your Transcript

Make sure to send both your GSA and home school transcripts.



Steps to Request GSA Transcript:

- Go to gsarts.net
- Click on Students
- Request via Parchment
- Transcript will be electronically sent to institutions you identify

What the colleges look for

Is there clear evidence of intellectual engagement?

What does this student want to get from our university?

What kind of impact will this student have on our campus?

What is the student like personality – wise?

Holistic Review




ACADEMIC
INFORMATION




EXTRA- CURRICULAR
INVOLVEMENT



RECOMMENDATIONS



ESSAY
S



POSSIBLE INTERVIEW

BREAKDOWN OF APPLICATION COMPONENTS

Extra- Curricular Activities

- ▣ Not about “What” - it’s about “Why”
- ▣ Thoughtful use of space provided on the application.
- ▣ It’s what you are passionate about that matters.

Essays/Personal Statement

- ▣ Not “what should I write about” but “what should someone know about me.”
- ▣ If your best friend read your essay, without you telling them, would they know you wrote it?

School-Specific Essays

- ▣ Always answer the question you’ve been asked.
- ▣ Make it specific to the university which you are applying – Do your research!

ESSAY TIPS & TRICKS


(Shared from University Admissions Officers)

1. Offer Insight: recount a powerful experience or significant relationship that has changed your perspective or challenged your beliefs.
2. Avoid the Obvious: use the essay to share your reflections and aspects about you that are not obvious from your application.
3. Avoid Controversial Topics: discussion of social and political topics should be tied to your interests, previous experiences, or your unique world view.
4. Demonstrate your Intellectual Interests: consider writing about your response to works of a particular author, research in certain areas, or ways in which you as a student have reached beyond your curriculum.
5. Write, Rewrite, Revise: treat your college essay as an example of your college readiness.

Dr. Shelly is available to assist you with essays and the editing process!

Ready! Set! Go!

- The application:
 - Read it carefully first
 - Print out an application to use as a master that has all necessary info
- Transcripts:
 - Request early from both HS and GSA
- Recommendations
 - Create a packet for your teacher: A cover letter, resume and everything they need to make your reference.
 - Give them 3-4 weeks to complete
- The Essay
 - Work on it! Have it reviewed!



Nurture relationships with your teachers for future recommendations!

Staying Organized is Essential!

Application Checklist

College:	Check if Completed	Notes
Review the Application		
Make a note of regular deadline		
Make a note of early application deadline		
Make a note of scholarship deadline		
Sending Transcripts		
Request high school transcript		
Request GSA transcript (Include stamped envelope)		
Request midyear reports at end of semester		
Sending Test Scores		
Verify tests required for admission		
Request Score Reports (i.e., ACT/AP/IB/SAT)		
Complete any school-specific placement tests		
Prepare Arts-Related Materials		
Meet with GSA teacher for review		
Request portfolio review/schedule audition		
Prepare for in-person review/audition		
Submit final arts-related supplements		
Request Recommendations (include the following documents)		
Cover letter (include school deadlines)		
Resume		
Portfolio and/or images of performance		
Stamped/addressed envelope or online link		
Send a thank you note when complete		
Admission Essay/Supplements		
Review essay prompt(s)		
Draft initial essay		
Have two people review essay		
Complete final revisions		

- Keep a binder specifically for college admission
- Section off the different colleges you are applying to
- Keep the checklist for each college updated!

Admissions Resources

- Your high school counselor
- College websites' admissions pages
 - Admissions rep/counselor for your degree program
 - FAQ pages specific to their admissions process
- GSA Full Time Faculty
- Online Resources:
 - National Association for College Admission Counseling (<http://www.nacacnet.org>: Student and parent resources)

College open houses are some of the best resources for understanding admissions processes! Some offer virtual options.

FINANCIAL AID

DO

Gather your materials:

- Tax returns for you and/or your parents
- Asset records for you and/or your parents, including bank statements and investments
- Social Security numbers for you and your parents
- Driver's license or government ID
- Federal school codes for the schools you will be applying to
- FSA ID

DO


Fill out the application early.

- Application will be available October 1.
- Financial aid at some schools is first come, first served, so apply as early as possible.

DO

Fill out the FAFSA online.

- It takes about 30 minutes.
- Take advantage of the IRS Data Retrieval Tool to automatically transfer your tax info.



DON'T

Skip the FAFSA.

- Most people qualify for some financial aid.
- It's the first step toward paying for college.



Funding sources to also consider:

- Scholarships
- Grants
- Employer contributions
- Community grants
- Religious affiliations
- Federal Work Study
- Part time job
- Loans



FAFSA™
FREE APPLICATION for FEDERAL STUDENT AID

Step One (Student): For questions 1-31, leave blank any questions that do not apply to you (the student).

1. Last name
 2. First name
 3. Middle name (if any)
 4. Number and street (include apt. number)
 5. City (and country if not U.S.)
 6. State
 7. ZIP+4®
 8. Your Social Security Number
 9. Your date of birth (if you have one)
 10. Your year in school
 11. Driver's license number
 12. Your e-mail address. If you provide your e-mail address, we will communicate with you electronically. For those who have an e-mail address, leave this field blank.
 13. Your e-mail address. If you provide your e-mail address, we will communicate with you electronically. For those who have an e-mail address, leave this field blank.
 14. Are you a U.S. citizen? Mark only one. See Notes page 2.
 15. Are you an eligible noncitizen? Mark only one. See Notes page 2.
 16. What is your marital status as of today? Mark only one. See Notes page 2.
 17. Did you become a legal resident of this state before January 1, 2008? Mark only one. See Notes page 2.

WHY ACCOUNT OWNERSHIP MATTERS

Parent-owned



College savings held in a parent's name have less impact on an application for needs-based financial aid.¹

Student-owned



College savings held in the student's name can negatively affect how much financial aid the student is eligible for.²

HOW TO PAY FOR COLLEGE

529 College Savings Plans/ 529 Prepaid Tuition Plans



Parent-owned plans used to cover the dependent's future education expenses (elementary, secondary, or college).³

Custodial Accounts (UTMA/UGMA)⁴



Student-owned accounts set up for a dependent and administered by a legal guardian.

FAFSA

- FAFSA:
 - “Free Application for Federal Student Aid”
 - Used to apply for:
 - Federal Financial Aid
 - Grants
 - Student Loans
 - Work Study
- Applications opened October 1st! Online Application or call for a paper application to be mailed to you.
- Apply even if don't think you are eligible, schools still look at the results to award non-federal aid.
- Many community colleges have individuals who will assist you with this process.
- <http://www.fafsa.ed.gov/>
- Article in the Virginian Pilot from 9/26/21:
http://digitaledition.pilotonline.com/infinity/article_share.aspx?guid=1b09412f-e316-44ac-9523-025b64a5b5a0

Tips for getting FAFSA ready

- Read the guidelines CAREFULLY!
- Get your W2 and financial records together

You can submit with an estimated income and update FAFSA with official W2 later. Give the best estimate possible!
- FAFSA Help:
 - FAFSA Hotline (800) 433-3243
 - “Live Help” Button on FAFSA Page
 - Paul D. Camp Community College has computers onsite and will help walk you through the process (see website for hours and locations).
 - Tidewater Community College Help Center <https://help.tcc.edu/s/>

Financial Aid

Federal Student Aid- Financial Aid Toolkit

QuestBridge

Federal Student Aid

Collegedata.com

Access College Foundation

CSS Financial Aid

Resources from Senator Mark Warner's office:

<https://www.warner.senate.gov/public/index.cfm/student-resources#before>

School Scholarships

- Candidate selections for scholarships differ between institutions
- Need-based vs Merit-based scholarships
- Read the deadlines carefully. In order to be considered for school-specific scholarships, you may have to apply/audition ahead of the regular admission deadline.
- Check to make sure you are fulfilling scholarship requirements in the application: Specific Essays? Additional materials?
- Ask an admissions counselor if you are unable to find the information that you need.

IN THE MEANTIME

- Keep your contact information up to date.
- Continue with college visits. Call ahead for appointments with financial aid, admissions, advisors.
- Research pre-college programs for next summer.
- Don't forget thank-you notes.
- Take the SAT I, SAT Subject Tests and ACT (can still provide score even if schools no longer require it).
- Work on essays & review application procedures for selected colleges.
- Decide if you are going to apply under Early Decision or Early Action.
- Read your college mail & send reply cards.

*I know the price of success:
dedication, hard work and an
unremitting devotion to the things
you want to see happen.*

~Frank Lloyd Wright